


Description Descripción



Hot Shift Power Take-off, 2 gears, Hydraulic shifting and internal lubrication. Mounting on both sides of the Gearbox. Wide range of internal ratios and most standard output flanges: SAE B, BB, C or ISO 4 bolts.

Toma de fuerza de 2 piñones, con embrague incorporado, accionamiento hidráulico y lubricación interna. Montaje sobre ambos lados de la caja de cambios. Amplia gama de relaciones internas. Disponible con tipos de salida: SAE B, BB, C o ISO 4 taladros.

Main Data Datos Principales

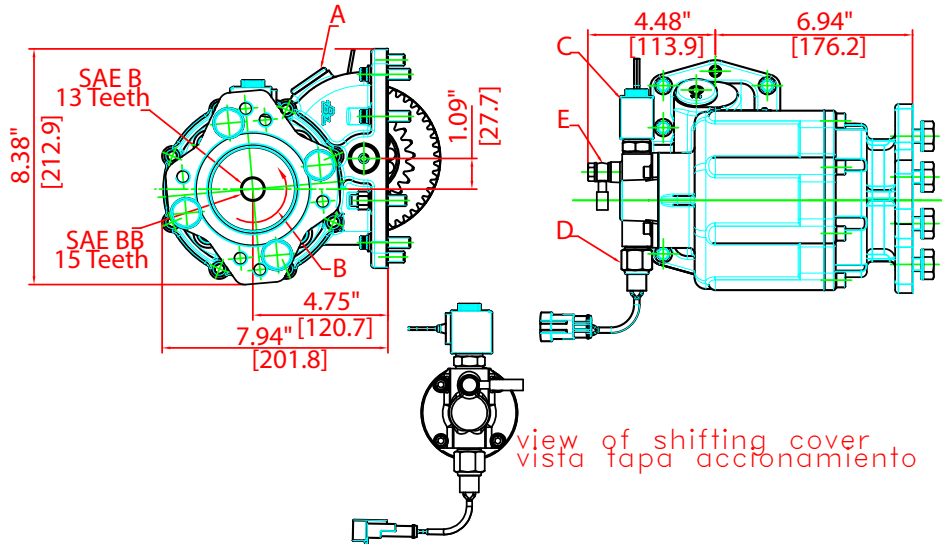
Mounting position Lado de montaje	Right, Left Derecho, Izquierdo
Weight Peso (Lb)	75.5

Engine to PTO ratio (See application book)  
Relación motor - Toma de Fuerza (Consultar libro de aplicaciones)

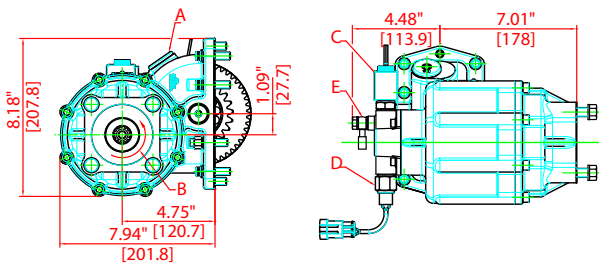
INTERNAL RATIO	INTERMITTENT SERVICE				CONTINUOUS SERVICE			
	Torque (Lb. FT)	Power (HP)		Torque (Lb. FT)	Power (HP)			
		At 500 r.p.m.	At. 1000 r.p.m.		At 500 r.p.m.	At. 1000 r.p.m.		
50%(B)	500	48	97	400	39	78		
58%(C)	500	48	97	400	39	78		
68%(E)	450	44	88	360	35	70		
78% (G)	420	40	80	340	33	65		
84% (J)	400	38	76	320	30	60		
97% (M)	380	36	72	300	28	56		
119% (O)	350	33	66	280	26	52		

Most standard output types Tipos de salida más utilizadas

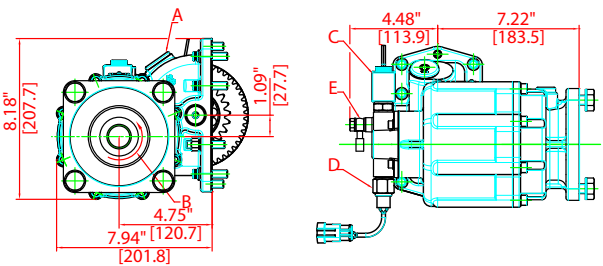
SAE "B" 2/4 bolt SAE "B" 2/4 taladros



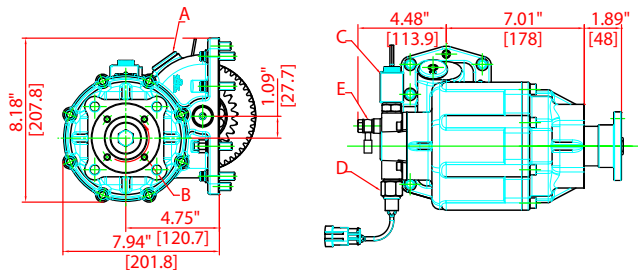
ISO 4 bolt ISO 4 taladros



SAE "C" 4 bolt SAE "C" 4 taladros



Drive flange Plato de transmisión



Notas		Notes	
A	Backlash check plug	A	Comprobación juego de engranajes
B	Rotation	B	Sentido de giro
C	Solenoid 12V DC (24V DC Optional)	C	Solenoid 12V (24V DC Opcional)
D	Pressure switch	D	Presostato
E	Shifting hose	E	Latiguillo accionamiento

Side Mount Pneumatic / Hydraulic  
Lateral Neumático / Hidráulico

Part Number Breakdown Codificación PTO

3131 P B E 63 3 RA

**SERIES:**

3131 Allison 8 bolts

**VERSIONS:**

P Greasable Idler shaft

**INTERNAL RATIOS:**

- (B) 34%
- (C) 58%
- (E) 68%
- (G) 78%
- (J) 84%
- (M) 97%
- (O) 119%

**SHIFTER TYPE:**

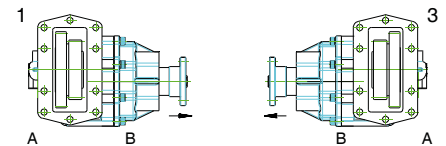
- E Electric 12V. over Hydraulic
- F Electric 24V. over Hydraulic

**OUTPUT TYPE:**

- RA SAE "B" 2/4 bolt 13T. rotatable
- RB SAE "BB" 2/4 bolt 15T. rotatable
- RJ SAE "C" 4 bolt 14T
- DA ISO 4 bolt
- IB Flange SAE 1310
- IC Flange SAE 1410

**ASSEMBLY ARRANGEMENTS:**

- 1 Right, Forward
- 3 Left, Forward



**INPUT GEAR:**

63 Allison 2300 / 3000 series